

Cristina Mircea

ENGLISH FOR KIDS

**CAIET DE LUCRU PENTRU
CLASA PREGĂTITOARE**

editat de Arabella McIntyre-Brown



Table of contents

Hello!	4
UNIT 1 1. Numbers and colours	6
2. Five is orange	8
UNIT 2 1. My little body	10
2. Supermonster	12
UNIT 3 1. This is mother and this is father	14
2. Mother is short and father is tall	16
UNIT 4 1. My new clothes	18
2. Mother is wearing a red dress	20
UNIT 5 1. My big house	22
2. There is a table. There are two tables	24
UNIT 6 My schoolbag	26
UNIT 7 I like fruit!	28
UNIT 8 1. I like pets!	30
2. My favourite animal	32
UNIT 9 1. What is your favourite season?	34
2. It isn't cold, it's hot!	36
UNIT 10 1. From Monday to Sunday!	38
2. I can swim!	40
UNIT 11 1. My lovely toys	42
2. The kite is orange!	44
Projects	46
Lyrics	64

1 LISTEN TO YOUR TEACHER AND SAY:




Hello! My name is Sally.
I am a girl.
I am 6 years old.



Hello! My name is Tom.
I am a boy.
I am 7 years old.

2 DRAW YOUR FACE AND INTRODUCE YOURSELF:

HELLO!
MY NAME IS...
GOODBYE,
MY FRIEND!





Hello, my friend!

How are you?

Goodbye!

Hello, my friend!


I am fine, thank you.

Goodbye!



4 DRAW AND COLOUR IN YOUR FRIEND!
THEN, SAY WHO YOUR FRIEND IS!

HELLO!
THIS IS MY FRIEND...



5 HELLO! THIS IS MY FRIEND, JERRY!
SAY HELLO TO JERRY,
THEN COLOUR IN:



TOPICS: **.RO**
*NUMBERS 1-10; *COLOURS;
SING ALONG;
PROJECT: COLOUR IN

1. NUMBERS AND COLOURS


1 LISTEN AND REPEAT:

RED



STRAWBERRY

BLUE



DOLPHIN

YELLOW




SUN

GREEN



FROG

BROWN



BEAR

PURPLE



FLOWER

PINK



BALL

BLACK



CAT

WHITE



SNOWMAN

ORANGE



CARROT

2 LOOK AT THE PICTURES FROM EXERCISE 1 AND TALK TO YOUR FRIEND, LIKE THIS:

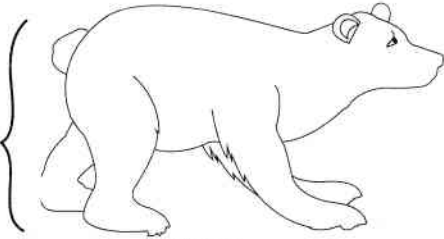
EXAMPLE:

WHAT COLOUR IS THE SNOWMAN?

THE SNOWMAN IS WHITE.

* marks an extension of the current, MEN-approved curriculum; intended for extra-practice.


RED




BEAR



CHERRY

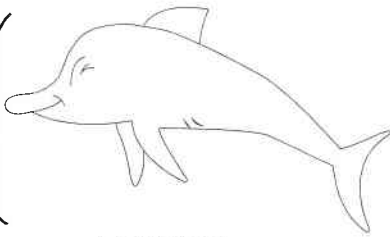


STRAWBERRY

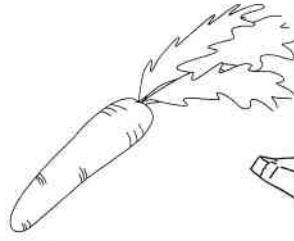


DOG

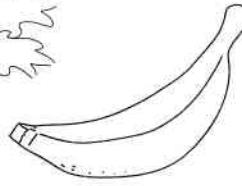
YELLOW




DOLPHIN



CARROT

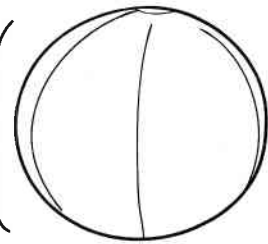


BANANA




SUN

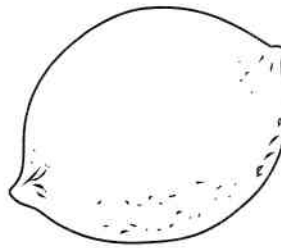
BLUE




BALL



FROG




LEMON




DOLPHIN


PURPLE




FLOWER



PANDA




DRESS

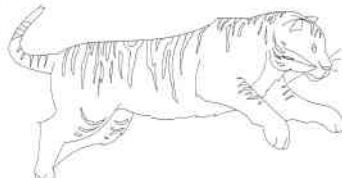


STRAWBERRY

ORANGE



CARROT



TIGER



DOG



CHERRY

2. FIVE IS ORANGE

1 LISTEN AND REPEAT:




ONE



TWO



THREE



FOUR



FIVE



SIX




SEVEN



EIGHT



NINE



TEN

2 LOOK AT EXERCISE 1 AND TALK TO YOUR FRIEND, LIKE THIS:

EXAMPLE: WHAT COLOUR IS SEVEN?

SEVEN IS BLUE.

3 TRACE THE DOTS AND COLOUR IN THE NUMBERS.



IS RED



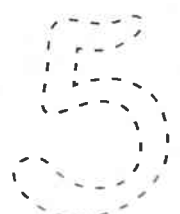
IS BLUE



IS GREEN



IS YELLOW



IS ORANGE



IS PURPLE



IS PINK



IS BROWN



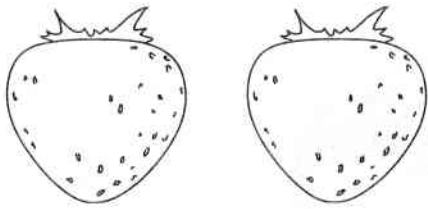
IS BLACK




IS WHITE

4 COLOUR IN, COUNT AND SAY HOW MANY FROGS, STRAWBERRIES, BEARS, DOLPHINS, FLOWERS, SUN, DOGS, CATS THERE ARE:


STRAWBERRIES




BEARS



DOLPHINS



FLOWERS




EXAMPLE: TWO STRAWBERRIES


FROGS




SUN



DOGS



CATS



5 LISTEN AND SING THE SONG: CANDLES ON MY CAKE

TOPICS:
*THE HUMAN BODY; COUNTING BODY PARTS; BODY MOVEMENT; SING ALONG; PROJECT: COUNTING

1. MY LITTLE BODY

1 LISTEN AND REPEAT, THEN MATCH:

EAR

HAIR

HEAD

MOUTH

NECK

EYE

NOSE

HAND

LEG

FINGER

BODY

ARM

* marks an extension of the current, MEN-approved curriculum; intended for extra-practice.

2 LISTEN AND SAY HOW MANY YOU EYES, HEADS, EARS, NOSES, MOUTHS, FINGERS, HANDS, LEGS YOU HAVE GOT:

EXAMPLE : HOW MANY  S HAVE YOU GOT? I HAVE GOT TWO EYES.

HOW MANY  S HAVE YOU GOT?

HOW MANY  S HAVE YOU GOT?

HOW MANY  S HAVE YOU GOT?

HOW MANY  S HAVE YOU GOT?

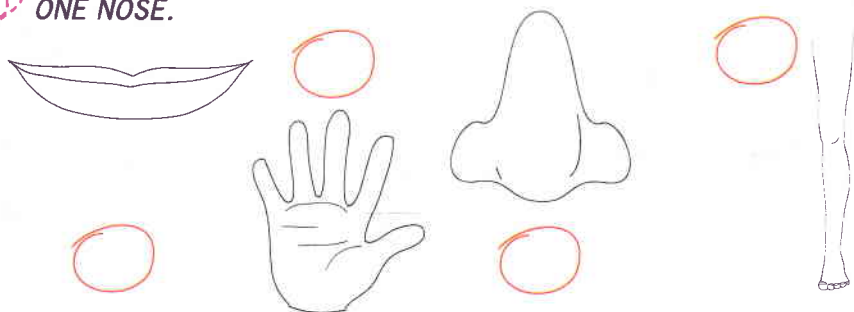
HOW MANY  S HAVE YOU GOT?

HOW MANY  S HAVE YOU GOT?

HOW MANY  S HAVE YOU GOT?

3 COLOUR IN AND SAY HOW MANY MOUTHS, HANDS, NOSES AND LEGS YOU HAVE GOT:

EXAMPLE ONE NOSE.



4 LISTEN, COLOUR IN AND SING THE SONG:

HEAD AND SHOULDERS

HEAD,
SHOULDERS,
KNEES AND TOES,
THAT'S THE WAY
MY BODY
GOES!

